


Key data/information in this sample page is hidden, while in the report it is not.

3 Raw materials in China

3.1 Cultivation of sugar crops in China, 1978-2014E

According to the National Bureau of Statistics of China in 2013, China's total output of sugar crops was [redacted] million tonnes, up [redacted] % over 2010.....

Figure 3.1-1 Planting area of sugar crops in China, 1978-2014E, '000 hectare




Note: Planting area in 2014 was estimated according to the investigation of sugar output and planting in major planting areas.

Source: National Bureau of Statistics of the People's Republic of China & CCM

3.2 Comparison between the sugarcane cultivation in China and foreign countries

Figure 3.2-1 Purchasing price of sugarcane in Brazil (São Paulo state) and China, 2010/2011-2013/2014 season, USD/t



Source: Brazilian Sugarcane Industry Association & China Sugar Association

4 Production

4.1 Production

Total output of sugar in China reached █ million tonnes in 2013/2014 season, up █% YoY and █% over 2010/2011 season.....

Figure 4.1-1 Output of sugar in China, 2009/2010-2013/2014 season, '000 tonne



Source: China Sugar Association

4.2 Producer

In the 2009/2010 and 2013/2014 extraction seasons, top 11 sugar manufacturers in China have accounted for about █% of total sugar production both by capacity and output.....

Table 4.2-1 Production of sugar in China by producer, 2010/2011-2013/2014 season

Manufacturer	Location	Status	Crushing capacity of sugar crops, t/d				Sugar output, tonne			
			2013/2014	2012/2013	2011/2012	2010/2011	2013/2014	2012/2013	2011/2012	2010/2011
█	Guangxi	Active	199,000	█	█	█	█	█	█	█
█	Guangxi	Active	█	79,000	█	█	█	█	█	█
.....

Source: CCM

6 Demand

.....After then, the domestic consumption of sugar started to rebound, and reached about [redacted] million tonnes in 2013/2014 season.....

Figure 6-1 Supply and consumption of sugar in China, 2009/2010-2013/2014 season, '000 tonne



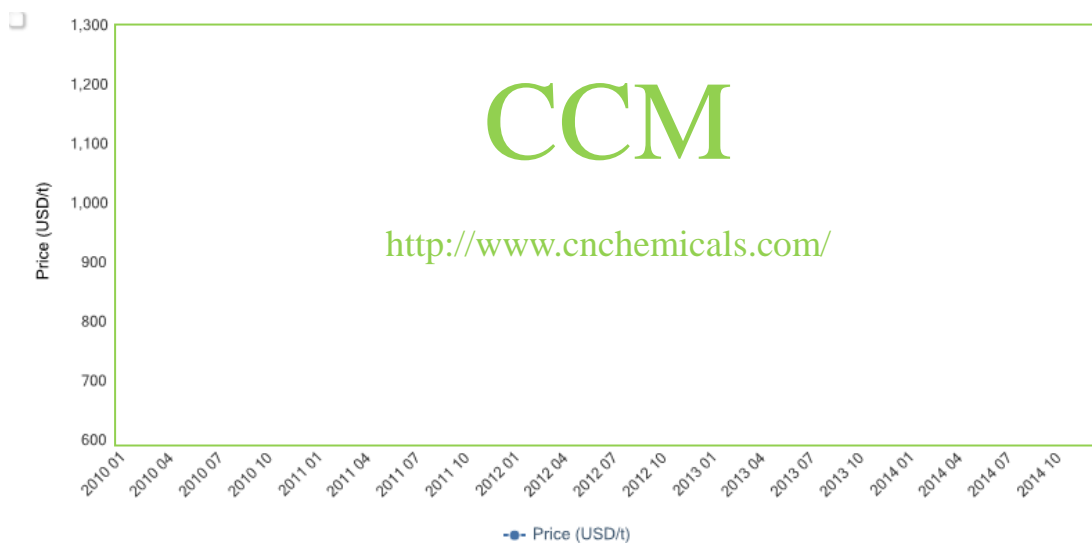
Note: Inventory of sugar in China reached about 10.58 million tonnes at the end of 2013/2014 season.

Source: China Sugar Association & CCM

7 Price

Market price of sugar in China was on the decline during 2011/2012 and 2013/2014 seasons. The price saw a bottom of USD [redacted]/t in Sept. 2014, down [redacted]% over the USD [redacted]/t in Oct. 2011

Figure 7-1 Market price of sugar in China, 2010-2014



Source: CCM